

uCertify

Course Outline

CompTIA Cloud+ (CV0-003)



17 Jun 2024

1. Course Objective
2. Pre-Assessment
3. Exercises, Quizzes, Flashcards & Glossary
4. Expert Instructor-Led Training
5. ADA Compliant & JAWS Compatible Platform
6. State of the Art Educator Tools
7. Award Winning Learning Platform (LMS)
8. Chapter & Lessons

Syllabus

Chapter 1: Introduction

Chapter 2: Introducing Cloud Computing Configurations and Deployments

Chapter 3: Cloud Deployments

Chapter 4: Security in the Cloud

Chapter 5: Implementing Cloud Security

Chapter 6: Maintaining Cloud Operations

Chapter 7: Disaster Recovery, Business Continuity, and Ongoing Maintenance

Chapter 8: Cloud Management

Chapter 9: Cloud Management Baselines, Performance, and SLAs

Chapter 10: Troubleshooting

Chapter 11: Troubleshooting Networking and Security Issues and Understanding Methodologies

Videos and How To

9. Practice Test

Here's what you get

Features

10. Live labs

Lab Tasks

Here's what you get

11. Post-Assessment

1. Course Objective

Explore the boundless potential of cloud technologies with our CompTIA Cloud+ (CV0-003) course. Whether you're a seasoned IT professional or just starting your cloud journey, this course is designed to provide you with the skills and knowledge needed to excel in cloud computing. This course covers the core concepts and skills required for designing, implementing, and managing cloud solutions.

2. Pre-Assessment

Pre-Assessment lets you identify the areas for improvement before you start your prep. It determines what students know about a topic before it is taught and identifies areas for improvement with question assessment before beginning the course.

3. Exercises

There is no limit to the number of times learners can attempt these. Exercises come with detailed remediation, which ensures that learners are confident on the topic before proceeding.

331
EXERCISES


4. Quiz

Quizzes test your knowledge on the topics of the exam when you go through the course material. There is no limit to the number of times you can attempt it.



5. flashcards

Flashcards are effective memory-aiding tools that help you learn complex topics easily. The flashcard will help you in memorizing definitions, terminologies, key concepts, and more. There is no limit to the number of times learners can attempt these. Flashcards help master the key concepts.



6. Glossary of terms

uCertify provides detailed explanations of concepts relevant to the course through Glossary. It contains a list of frequently used terminologies along with its detailed explanation. Glossary defines the key terms.



7. Expert Instructor-Led Training

uCertify uses the content from the finest publishers and only the IT industry's finest instructors. They have a minimum of 15 years real-world experience and are subject matter experts in their fields. Unlike a live class, you can study at your own pace. This creates a personal learning experience and gives you all the benefit of hands-on training with the flexibility of doing it around your schedule 24/7.

8. ADA Compliant & JAWS Compatible Platform

uCertify course and labs are ADA (Americans with Disability Act) compliant. It is now more accessible to students with features such as:

- Change the font, size, and color of the content of the course
- Text-to-speech, reads the text into spoken words
- Interactive videos, how-tos videos come with transcripts and voice-over
- Interactive transcripts, each word is clickable. Students can clip a specific part of the video by clicking on a word or a portion of the text.

JAWS (Job Access with Speech) is a computer screen reader program for Microsoft Windows that reads the screen either with a text-to-speech output or by a Refreshable Braille display. Student can easily navigate uCertify course using JAWS shortcut keys.

9. State of the Art Educator Tools

uCertify knows the importance of instructors and provide tools to help them do their job effectively. Instructors are able to clone and customize course. Do ability grouping. Create sections. Design grade scale and grade formula. Create and schedule assessments. Educators can also move a student from self-paced to mentor-guided to instructor-led mode in three clicks.

10. Award Winning Learning Platform (LMS)

uCertify has developed an award winning, highly interactive yet simple to use platform. The SIIA CODiE Awards is the only peer-reviewed program to showcase business and education technology's finest products and services. Since 1986, thousands of products, services and solutions have been

recognized for achieving excellence. uCertify has won CODiE awards consecutively for last 7 years:

- **2014**

1. Best Postsecondary Learning Solution

- **2015**

1. Best Education Solution
2. Best Virtual Learning Solution
3. Best Student Assessment Solution
4. Best Postsecondary Learning Solution
5. Best Career and Workforce Readiness Solution
6. Best Instructional Solution in Other Curriculum Areas
7. Best Corporate Learning/Workforce Development Solution

- **2016**

1. Best Virtual Learning Solution
2. Best Education Cloud-based Solution
3. Best College and Career Readiness Solution
4. Best Corporate / Workforce Learning Solution
5. Best Postsecondary Learning Content Solution
6. Best Postsecondary LMS or Learning Platform
7. Best Learning Relationship Management Solution

- **2017**

1. Best Overall Education Solution
2. Best Student Assessment Solution
3. Best Corporate/Workforce Learning Solution
4. Best Higher Education LMS or Learning Platform

- **2018**

1. Best Higher Education LMS or Learning Platform

2. Best Instructional Solution in Other Curriculum Areas
3. Best Learning Relationship Management Solution

- **2019**

1. Best Virtual Learning Solution
2. Best Content Authoring Development or Curation Solution
3. Best Higher Education Learning Management Solution (LMS)

- **2020**

1. Best College and Career Readiness Solution
2. Best Cross-Curricular Solution
3. Best Virtual Learning Solution

11. Chapter & Lessons

uCertify brings these textbooks to life. It is full of interactive activities that keeps the learner engaged. uCertify brings all available learning resources for a topic in one place so that the learner can efficiently learn without going to multiple places. Challenge questions are also embedded in the chapters so learners can attempt those while they are learning about that particular topic. This helps them grasp the concepts better because they can go over it again right away which improves learning.

Learners can do Flashcards, Exercises, Quizzes and Labs related to each chapter. At the end of every lesson, uCertify courses guide the learners on the path they should follow.

Syllabus

Chapter 1: Introduction

- Why Should You Become Certified in Cloud Technologies?
- What Does This Course Cover?
- How Do You Go About Taking the Exam?

- Certification Exam Policies
- Tips for Taking Your Cloud+ Exam
- Cloud+ Exam Renewal
- CompTIA Cloud+ Study Guide: Exam CV0-003 Objective Map

Chapter 2: Introducing Cloud Computing Configurations and Deployments

- Introducing Cloud Computing
- Creating and Validating a Cloud Deployment
- Verifying System Requirements
- Summary
- Exam Essentials

Chapter 3: Cloud Deployments

- Executing a Cloud Deployment
- Matching Data Center Resources to Cloud Resources
- Configuring and Deploying Storage
- Performing a Server Migration
- Managing User Identities and Roles

- Summary
- Exam Essentials

Chapter 4: Security in the Cloud

- Cloud Security Compliance and Configurations
- Access Control
- Summary
- Exam Essentials

Chapter 5: Implementing Cloud Security

- Implementing Security in the Cloud
- Automating Cloud Security
- Summary
- Exam Essentials

Chapter 6: Maintaining Cloud Operations

- Applying Security Patches
- Updating Cloud Elements
- Storage Operations

- Summary
- Exam Essentials

Chapter 7: Disaster Recovery, Business Continuity, and Ongoing Maintenance

- Implementing a Disaster Recovery and Business Continuity Plan
- Business Continuity
- Cloud Maintenance
- Summary
- Exam Essentials

Chapter 8: Cloud Management

- Cloud Metrics
- Adding and Removing Cloud Resources
- Summary
- Exam Essentials

Chapter 9: Cloud Management Baselines, Performance, and SLAs

- Measuring Your Deployment Against the Baseline
- Summary

- Exam Essentials

Chapter 10: Troubleshooting

- Incident Management
- Troubleshooting Cloud Capacity Issues
- Troubleshooting Automation and Orchestration
- Summary
- Exam Essentials

Chapter 11: Troubleshooting Networking and Security Issues and Understanding Methodologies

- Troubleshooting Cloud Networking Issues
- Troubleshooting Security Issues
- Troubleshooting Methodology
- Summary
- Exam Essentials

Videos and How To

uCertify course includes videos to help understand concepts. It also includes How Tos that help learners in accomplishing certain tasks.

93

VIDEOS

06:59

HOURS

12. Practice Test

Here's what you get

90

PRE-ASSESSMENTS
QUESTIONS

2

FULL LENGTH TESTS

90

POST-ASSESSMENTS
QUESTIONS

Features

Each question comes with detailed remediation explaining not only why an answer option is correct but also why it is incorrect.

Unlimited Practice

Each test can be taken unlimited number of times until the learner feels they are prepared. Learner can review the test and read detailed remediation. Detailed test history is also available.

Each test set comes with learn, test and review modes. In learn mode, learners will attempt a question and will get immediate feedback and complete remediation as they move on to the next question. In test mode, learners can take a timed test simulating the actual exam conditions. In review mode, learners can read through one item at a time without attempting it.

13. Live Labs

The benefits of live-labs are:

- Exam based practical tasks
- Real equipment, absolutely no simulations
- Access to the latest industry technologies
- Available anytime, anywhere on any device
- Break and Reset functionality
- No hardware costs

Lab Tasks

Introducing Cloud Computing Configurations and Deployments

- Conducting Vulnerability Scanning Using Nessus
- Creating a Remote Access VPN Connection
- Connecting to a Remote Computer Using the Remote Desktop Connection

Cloud Deployments

- Configuring RAID
- Configuring DNS Settings
- Configuring DNSSEC

Security in the Cloud

- Disabling a Service
- Disabling User Accounts
- Setting Password Policies
- Installing Antivirus Software

Implementing Cloud Security

- Enabling Intrusion Prevention and Detection
- Using Windows Firewall

Maintaining Cloud Operations

- Creating a Cluster
- Importing a Virtual Machine
- Creating a New Virtual Machine
- Creating a Backup Schedule
- Creating a Backup
- Restoring Files

Disaster Recovery, Business Continuity, and Ongoing Maintenance

- Enabling an Access Control List
- Using Event Viewer

Cloud Management

- Authorizing a User
- Configuring the Account Lockout Policy

Cloud Management Baselines, Performance, and SLAs

- Checking Disk Capacity
- Verifying RAM Usage

Troubleshooting

- Testing Connectivity using the ping Command
- Assigning Different Classes of IP Addresses

Troubleshooting Networking and Security Issues and Understanding Methodologies

- Obtaining Information about Different IP Versions
- Using the tracert Command
- Using the nslookup Command
- Using the ipconfig Command
- Using the arp and netstat Utilities

Here's what you get

31

LIVE LABS

31

VIDEO TUTORIALS

48


MINUTES

14. Post-Assessment


After completion of the uCertify course Post-Assessments are given to students and often used in conjunction with a Pre-Assessment to measure their achievement and the effectiveness of the exam.

GET IN TOUCH:

 3187 Independence Drive
Livermore, CA 94551,
United States

 +1-415-763-6300

 support@ucertify.com

 www.ucertify.com