

uCertify

Course Outline

Securing Windows Server 2016 (70-744)



04 May 2024

1. Course Objective
2. Pre-Assessment
3. Exercises, Quizzes, Flashcards & Glossary
Number of Questions
4. Expert Instructor-Led Training
5. ADA Compliant & JAWS Compatible Platform
6. State of the Art Educator Tools
7. Award Winning Learning Platform (LMS)
8. Chapter & Lessons

Syllabus

Chapter 1: Preface

Chapter 2: Configuring Disk and File Encryption

Chapter 3: Implementing Server Patching and Updating Solutions

Chapter 4: Implementing Malware Protection and Protecting Credentials

Chapter 5: Creating Security Baselines

Chapter 6: Securing Virtual Machines with Guarded Fabric and Shielding VMs

Chapter 7: Configuring Windows Firewall and a Software-Defined Datacenter Firewall

Chapter 8: Securing Network Traffic

Chapter 9: Implementing Privilege Access Management and Administrative Forests

Chapter 10: Implementing Just-Enough-Administration (JEA)

Chapter 11: Implementing Privileged Access Workstations, Local Security Authority (LAPS), and User Rights Assignments

Chapter 12: Configuring Advanced Audit Policies

Chapter 13: Installing and Configuring Microsoft Advanced Threat Analytics (ATA)

Chapter 14: Determining Threat Detection Solutions Using Operations Management Suite (OMS)

Chapter 15: Securing Application Development and Server Workload Infrastructure

Chapter 16: Implementing a Secure File Services Infrastructure and Dynamic Access Control (DAC)

Videos and How To

9. Practice Test

Here's what you get

Features

10. Live labs

Lab Tasks

Here's what you get

11. Post-Assessment

1. Course Objective

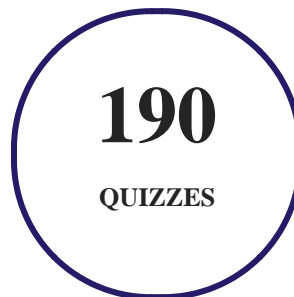
Start your prep for the MCSE 70-744 certification exam in your first attempt with the Securing Windows Server 2016 (70-744) course and lab. The lab comes with a well-organized component library for every task. The MCSE training course and lab completely cover the 70-744 exam objectives and help you master the skills required to secure a virtualization infrastructure, implement server hardening solutions, secure network infrastructure, manage privileged identities, and implement threat detection solutions and workload-specific security.

2. Pre-Assessment

Pre-Assessment lets you identify the areas for improvement before you start your prep. It determines what students know about a topic before it is taught and identifies areas for improvement with question assessment before beginning the course.


3. Quizzes

Quizzes test your knowledge on the topics of the exam when you go through the course material. There is no limit to the number of times you can attempt it.



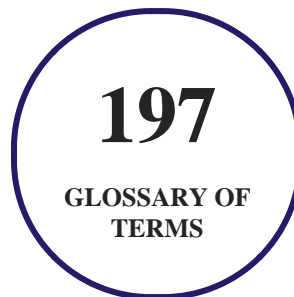
4. flashcards

Flashcards are effective memory-aiding tools that help you learn complex topics easily. The flashcard will help you in memorizing definitions, terminologies, key concepts, and more. There is no limit to the number of times learners can attempt these. Flashcards help master the key concepts.



5. Glossary of terms

uCertify provides detailed explanations of concepts relevant to the course through Glossary. It contains a list of frequently used terminologies along with its detailed explanation. Glossary defines the key terms.



6. Expert Instructor-Led Training

uCertify uses the content from the finest publishers and only the IT industry's finest instructors. They have a minimum of 15 years real-world experience and are subject matter experts in their fields. Unlike a live class, you can study at your own pace. This creates a personal learning experience and gives you all the benefit of hands-on training with the flexibility of doing it around your schedule 24/7.

7. ADA Compliant & JAWS Compatible Platform

uCertify course and labs are ADA (Americans with Disability Act) compliant. It is now more accessible to students with features such as:

- Change the font, size, and color of the content of the course
- Text-to-speech, reads the text into spoken words
- Interactive videos, how-tos videos come with transcripts and voice-over
- Interactive transcripts, each word is clickable. Students can clip a specific part of the video by clicking on a word or a portion of the text.

JAWS (Job Access with Speech) is a computer screen reader program for Microsoft Windows that reads the screen either with a text-to-speech output or by a Refreshable Braille display. Student can easily navigate uCertify course using JAWS shortcut keys.

8. State of the Art Educator Tools

uCertify knows the importance of instructors and provide tools to help them do their job effectively. Instructors are able to clone and customize course. Do ability grouping. Create sections. Design grade scale and grade formula. Create and schedule assessments. Educators can also move a student from self-paced to mentor-guided to instructor-led mode in three clicks.

9. Award Winning Learning Platform (LMS)

uCertify has developed an award winning, highly interactive yet simple to use platform. The SIIA CODiE Awards is the only peer-reviewed program to showcase business and education technology's finest products and services. Since 1986, thousands of products, services and solutions have been recognized for achieving excellence. uCertify has won CODiE awards consecutively for last 7 years:

- **2014**
 1. Best Postsecondary Learning Solution
- **2015**
 1. Best Education Solution

2. Best Virtual Learning Solution
3. Best Student Assessment Solution
4. Best Postsecondary Learning Solution
5. Best Career and Workforce Readiness Solution
6. Best Instructional Solution in Other Curriculum Areas
7. Best Corporate Learning/Workforce Development Solution

- **2016**

1. Best Virtual Learning Solution
2. Best Education Cloud-based Solution
3. Best College and Career Readiness Solution
4. Best Corporate / Workforce Learning Solution
5. Best Postsecondary Learning Content Solution
6. Best Postsecondary LMS or Learning Platform
7. Best Learning Relationship Management Solution

- **2017**

1. Best Overall Education Solution
2. Best Student Assessment Solution
3. Best Corporate/Workforce Learning Solution
4. Best Higher Education LMS or Learning Platform

- **2018**

1. Best Higher Education LMS or Learning Platform
2. Best Instructional Solution in Other Curriculum Areas
3. Best Learning Relationship Management Solution

- **2019**

1. Best Virtual Learning Solution
2. Best Content Authoring Development or Curation Solution
3. Best Higher Education Learning Management Solution (LMS)

- **2020**

1. Best College and Career Readiness Solution
2. Best Cross-Curricular Solution
3. Best Virtual Learning Solution

10. Chapter & Lessons

uCertify brings these textbooks to life. It is full of interactive activities that keeps the learner engaged. uCertify brings all available learning resources for a topic in one place so that the learner can efficiently learn without going to multiple places. Challenge questions are also embedded in the chapters so learners can attempt those while they are learning about that particular topic. This helps them grasp the concepts better because they can go over it again right away which improves learning.

Learners can do Flashcards, Exercises, Quizzes and Labs related to each chapter. At the end of every lesson, uCertify courses guide the learners on the path they should follow.

Syllabus

Chapter 1: Preface

- The Microsoft Official Academic Course Program

Chapter 2: Configuring Disk and File Encryption

- Using Encryption to Protect Data
- Deploying and Configuring BitLocker
- Deploying and Configuring EFS
- Managing EFS and BitLocker Certificates
- Skill Summary

- Business Case Scenarios

Chapter 3: Implementing Server Patching and Updating Solutions

- Managing Updates Using WSUS
- Implementing Windows Server Update Services (WSUS) Solutions
- Skill Summary
- Business Case Scenarios

Chapter 4: Implementing Malware Protection and Protecting Credentials

- Implementing an Antimalware Solution with Windows Defender
- Using AppLocker to Manage Applications
- Implementing Windows Security Features
- Implementing NT Lan Manager (NTLM) Blocking
- Skill Summary
- Business Case Scenarios

Chapter 5: Creating Security Baselines

- Creating Security Baselines with Microsoft Security Compliance Toolkit
- Skill Summary

- Business Case Scenarios

Chapter 6: Securing Virtual Machines with Guarded Fabric and Shielding VMs

- Implementing a Guarded Fabric Solution
- Implementing Shielded and Encrypted-Supported VMs
- Skill Summary
- Business Case Scenarios

Chapter 7: Configuring Windows Firewall and a Software-Defined Datacenter Firewall

- Configuring Windows Firewall
- Implementing a Software-Defined Distributed Firewall
- Skill Summary
- Business Case Scenarios

Chapter 8: Securing Network Traffic

- Configuring IPSec Policies
- Securing SMB Protocol
- Configuring Security for DNS
- Installing and Configuring MMA to Analyze Network Traffic

- Skill Summary
- Business Case Scenarios

Chapter 9: Implementing Privilege Access Management and Administrative Forests

- Implementing Enhanced Security Administrative Environment (ESAE)
- Implementing Just-In-Time (JIT) Administration
- Skill Summary
- Business Case Scenarios

Chapter 10: Implementing Just-Enough-Administration (JEA)

- Implementing Just-Enough-Administration (JEA)
- Skill Summary
- Business Case Scenarios

Chapter 11: Implementing Privileged Access Workstations, Local Administrator Solution (LAPS), and User Rights Assignments

- Understanding the Principle of Least Privilege
- Running Programs as an Administrator
- Implementing Privileged Access Workstations (PAWs)

- Implementing Local Administrator Password Solutions (LAPS)
- Skill Summary
- Business Case Scenarios

Chapter 12: Configuring Advanced Audit Policies

- Configuring Advanced Audit Policies
- Skill Summary
- Business Case Scenarios

Chapter 13: Installing and Configuring Microsoft Advanced Threat Analytics (ATA)

- Implementing Microsoft Advanced Threat Analytics (ATA)
- Skill Summary
- Business Case Scenarios

Chapter 14: Determining Threat Detection Solutions Using Operations Management Suite (OMS)

- Determining Threat Detection Solutions Using OMS
- Skill Summary
- Business Case Scenarios

Chapter 15: Securing Application Development and Server Workload Infrastructure

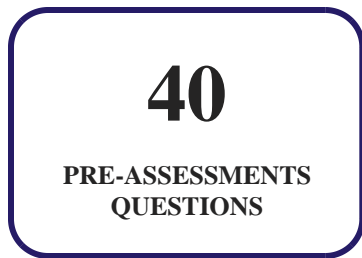
- Implementing Windows PowerShell Desired State Configuration (DSC)
- Installing and Configuring Windows Nano Server
- Installing and Configuring Windows Containers
- Skill Summary
- Business Case Scenarios

Chapter 16: Implementing a Secure File Services Infrastructure and Dynamic Access Control (DAC)

- Using File Server Resource Manager
- Supporting Work Folders
- Using Dynamic Access Control
- Configuring File Management Tasks
- Skill Summary
- Business Case Scenarios

11. Practice Test

Here's what you get



Features

Each question comes with detailed remediation explaining not only why an answer option is correct but also why it is incorrect.

Unlimited Practice

Each test can be taken unlimited number of times until the learner feels they are prepared. Learner can review the test and read detailed remediation. Detailed test history is also available.

Each test set comes with learn, test and review modes. In learn mode, learners will attempt a question and will get immediate feedback and complete remediation as they move on to the next question. In test mode, learners can take a timed test simulating the actual exam conditions. In review mode, learners can read through one item at a time without attempting it.

12. Live Labs

The benefits of live-labs are:

- Exam based practical tasks
- Real equipment, absolutely no simulations
- Access to the latest industry technologies
- Available anytime, anywhere on any device
- Break and Reset functionality
- No hardware costs

Lab Tasks

Configuring Disk and File Encryption

- Deploying BitLocker Without TPM
- Installing the Network Unlock Feature
- Installing BitLocker
- Enabling BitLocker to Use Secure Boot
- Enabling VM Security Options
- Configuring Group Policy Settings for Network Unlock
- Encrypting a Folder or File Using EFS
- Adding Recovery Agents for EFS

Implementing Server Patching and Updating Solutions

- Configuring Automatic Updates Using Group Policies
- Installing a WSUS Server
- Creating a GPO to Enable AutoUpdate for Client Computers

Implementing Malware Protection and Protecting Credentials

- Scheduling a Windows Defender Scan
- Configuring Windows Defender with GPOs
- Configuring Windows Defender Scans Using Windows PowerShell
- Creating Code Integrity Policy Rules
- Enabling Credential Guard Using Regedit
- Exporting the Local Policy
- Creating an AppLocker Rule
- Getting AppLocker File Information Using Windows PowerShell
- Enabling a Virtual Machine Secure Boot and TPM
- Enabling Device Guard

Creating Security Baselines

- Backing Up GPOs

Securing Virtual Machines with Guarded Fabric and Shielding VMs

- Installing the HGS Role
- Creating a Generation 2 Virtual Machine
- Enabling a Virtual Machine Secure Boot and Shielding

Configuring Windows Firewall and a Software-Defined Datacenter Firewall

- Creating an Outbound Rule
- Creating an Inbound Rule
- Creating an Authentication Exemption Rule
- Exporting a Firewall Policy
- Creating a Firewall Rule Using PowerShell
- Importing a Windows Firewall Rule into a Group Policy Object
- Enabling the ICMP Traffic on the Sending Host
- Creating the Required AD DS Security Groups

Securing Network Traffic

- Creating a New GPO for Domain Isolation
- Adding an IPsec Policy Rule
- Enabling SMB Encryption
- Configuring DNSSEC on an Active Directory Integrated Zone

Implementing Just-Enough-Administration (JEA)

- Enabling PowerShell Module and Script Block Logging
- Creating and Configuring a Session-Configuration File

Implementing Privileged Access Workstations, Local Administrator Solution (LAPS), and User Rights Assignments

- Running Programs as an Administrator
- Configuring User Rights Assignment

- Enabling Restricted Admin and Windows Defender Remote Credential Guard Using Registry Editor
- Turning on Windows Defender Remote Credential Guard by Using Group Policy

Configuring Advanced Audit Policies

- Implementing an Audit Policy
- Auditing Files and Folders
- Enabling Dynamic Access Control Resources
- Defining Global Object Access Auditing
- Configuring the Monitoring of Removable Storage Devices

Securing Application Development and Server Workload Infrastructure

- Installing and Configuring a Nano Server
- Installing Windows Containers

Implementing a Secure File Services Infrastructure and Dynamic Access Control (DAC)

- Installing File Server Resource Manager
- Creating a Quota Template
- Creating a File Screen
- Creating File Groups
- Creating a File Screen Template
- Installing Work Folders
- Enabling DAC for AD DS
- Configuring Access-Denied Remediation

Here's what you get

58

LIVE LABS

58

VIDEO TUTORIALS

01:32

HOURS

13. Post-Assessment

After completion of the uCertify course Post-Assessments are given to students and often used in conjunction with a Pre-Assessment to measure their achievement and the effectiveness of the exam.

GET IN TOUCH:

 3187 Independence Drive
Livermore, CA 94551,
United States



+1-415-763-6300



support@ucertify.com



www.ucertify.com